



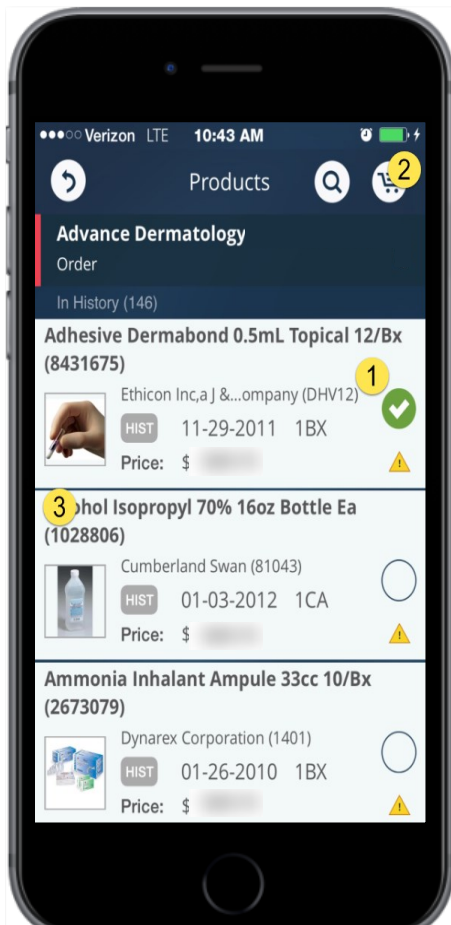
HENRY SCHEIN CUSTOMER PORTAL

Placing Orders | Portal Order Application



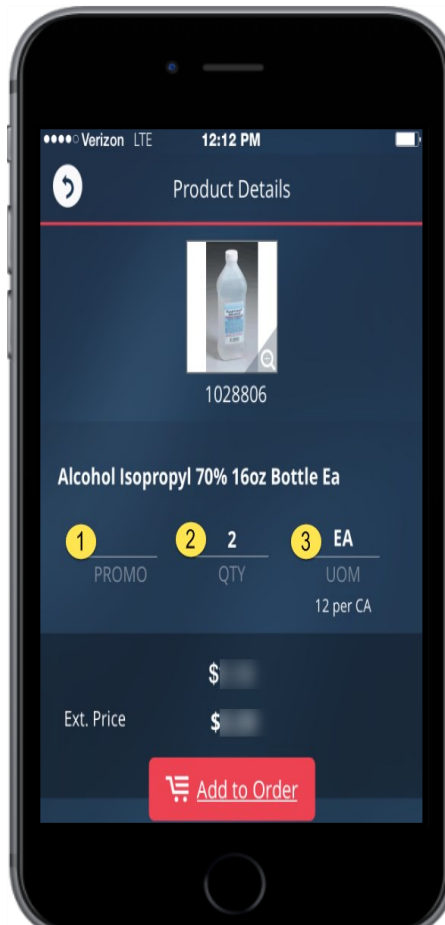
SELECT

1. Tap “Circle” to add item to cart.
2. Item will appear in the **Shopping Cart**.
3. Tap “Item Description” to view Product Details.




EDIT

1. Add **Promo Code**.
2. Enter **Quantity**.
3. Select a **Unit Of Measure**.
4. Update the **Order**.



SEND

1. Tap “Shopping Cart.” 
2. Tap “Send” to transmit the order.

